

# Cost-effective Type, 25 Series

For General Use

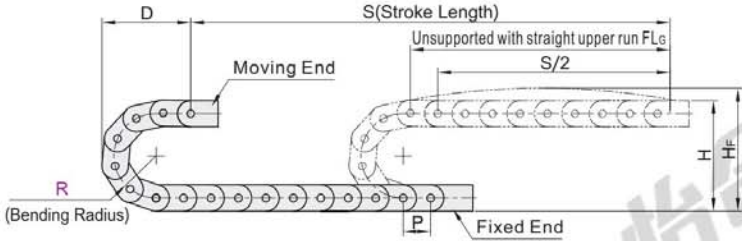
# Cable Carriers/Mounting Brackets

Cable Carriers

### Cable Carriers

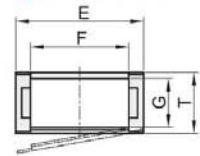
Code	Type	Inner Height	Cable Insertion Type	Beam	Number of Cavities	Material	Color	Allowable Temperature	Flammability Standard
VBY32	For Cost-effective Type	25	Inner Radius Insert	Bridge	Single Cavity	Engineering Plastic	Black	-20°C~100°C	UL94-HB
VBY34	General Use		Outer Radius Insert						

- The standard part number of this series includes a set of mounting brackets(one each for the moving end and the fixed end).
- This series of drag chain does not include separators,which must be purchased separately.

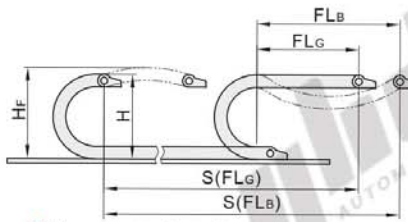
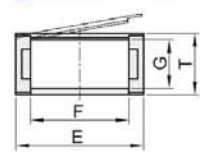


- H=Theoretical Mounting Height
- Hf=Required Physical Height
- D=The minimum distance when the drag chain returns to the limit position
- K=π·R+Allowance

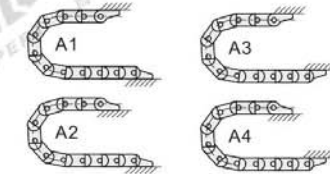
#### Inner Radius Insert



#### Outer Radius Insert

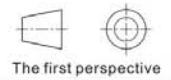


- Unsupported Length
- FLG=Unsupported with straight upper run
- FLB=Unsupported with permissible sag



- This product has free combination of 4 assembly methods to meet various installation situations.

Number of chain links per meter=1000+Pitch P

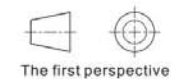
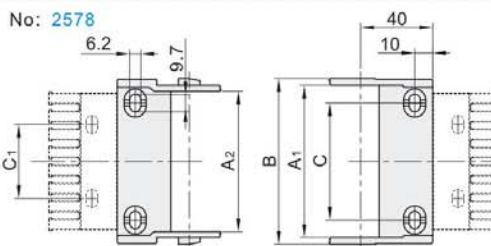
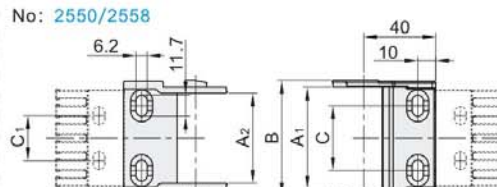
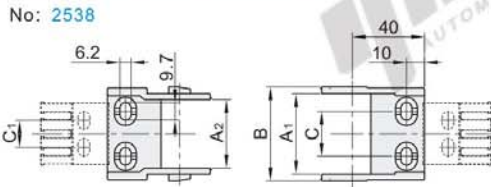


The first perspective

Part Number Code	No.	Bending Radius R	No. of Links N	Mounting Brackets	G	T	F	E	Pitch P	Mounting Dimensions			Hf Required Physical Height	Max. Cable Dia.	Max. Permissible Sag Load(kg/m)	Max. Permissible Sag Length (m)	Weight (kg/m)				
										H	D	K									
VBY32 VBY34	2538	48	1~	(With Comb Teeth) VEY32	25	35	38	52.1	46	131	158	335	171	21	1	1.3	≈0.65				
		145								165	357	185									
		185								185	420	225									
	235	210								498	275										
	131	158								335	171										
	145	165								357	185										
	185	185		420	225																
	235	210		498	275																
	131	158		335	171																
	145	165		357	185																
	185	185		420	225																
	235	210		498	275																
2550	2558	48	(Without Comb Teeth) VEY34	25	35	58	72.1	78	92.1	131	158	335	171	21	1	1.3	≈0.70				
145		165								357	185										
185		185								420	225										
235	210	498								275											
145	165	357								185											
185	185	420								225											
235	210	498	275																		
2578	2578	55	(Without Comb Teeth) VEY34	25	35	58	72.1	78	92.1	145	165	357	185					21	1	1.3	≈0.80
75		185								185	420	225									
100		235								210	498	275									
55	145	165								357	185										
75	185	185								420	225										
100	235	210								498	275										
125	285	235	577	325																	

### Mounting Brackets

Code	Type	Comb Teeth	Material	Color	Allowable Temperature	Flammability Standard
VEY32	Cost-effective Type,	Have	Engineering Plastic	Black	-20°C~100°C	UL94-HB
VEY34	For 25 Series Cable Carriers	No				



The first perspective

Part Number Code	No.	Inner Width	A1	A2	B	C	C1	Number of Comb Teeth	Applicable Cable Carriers
VEY32	2538	38	44.61	38.11	52.11	25	15	4	VBY32-2538/VBY34-2538
	2550	50	56.61	50.11	64.11	36	25	6	VBY32-2550/VBY34-2550
	2558	58	64.61	58.11	72.11	44	25	6	VBY32-2558/VBY34-2558
VEY34	2578	78	84.61	78.11	92.11	65	41	8	VBY32-2578/VBY34-2578
	2538	38	44.61	38.11	52.11	25	-	-	VBY32-2538/VBY34-2538
	2550	50	56.61	50.11	64.11	36	-	-	VBY32-2550/VBY34-2550
VEY34	2558	58	64.61	58.11	72.11	44	-	-	VBY32-2558/VBY34-2558
	2578	78	84.61	78.11	92.11	65	-	-	VBY32-2578/VBY34-2578

### Cable Carriers(with mounting bracket part number)

Part Number Code	No.	Bending Radius R	Number of Link N	Mounting Brackets
VBY32	2538	48	55	(with Comb Teeth)VEY32
VBY34	2550			(without Comb Teeth)VEY34

VBY32—2538—R55—N20—VEY32

### Mounting Brackets Only

Part Number Code	No.
VEY32	2538
VEY34	2550

VEY32—2550



Discount price  
Per 1~9 10~  
Price 100% Additional quotation

